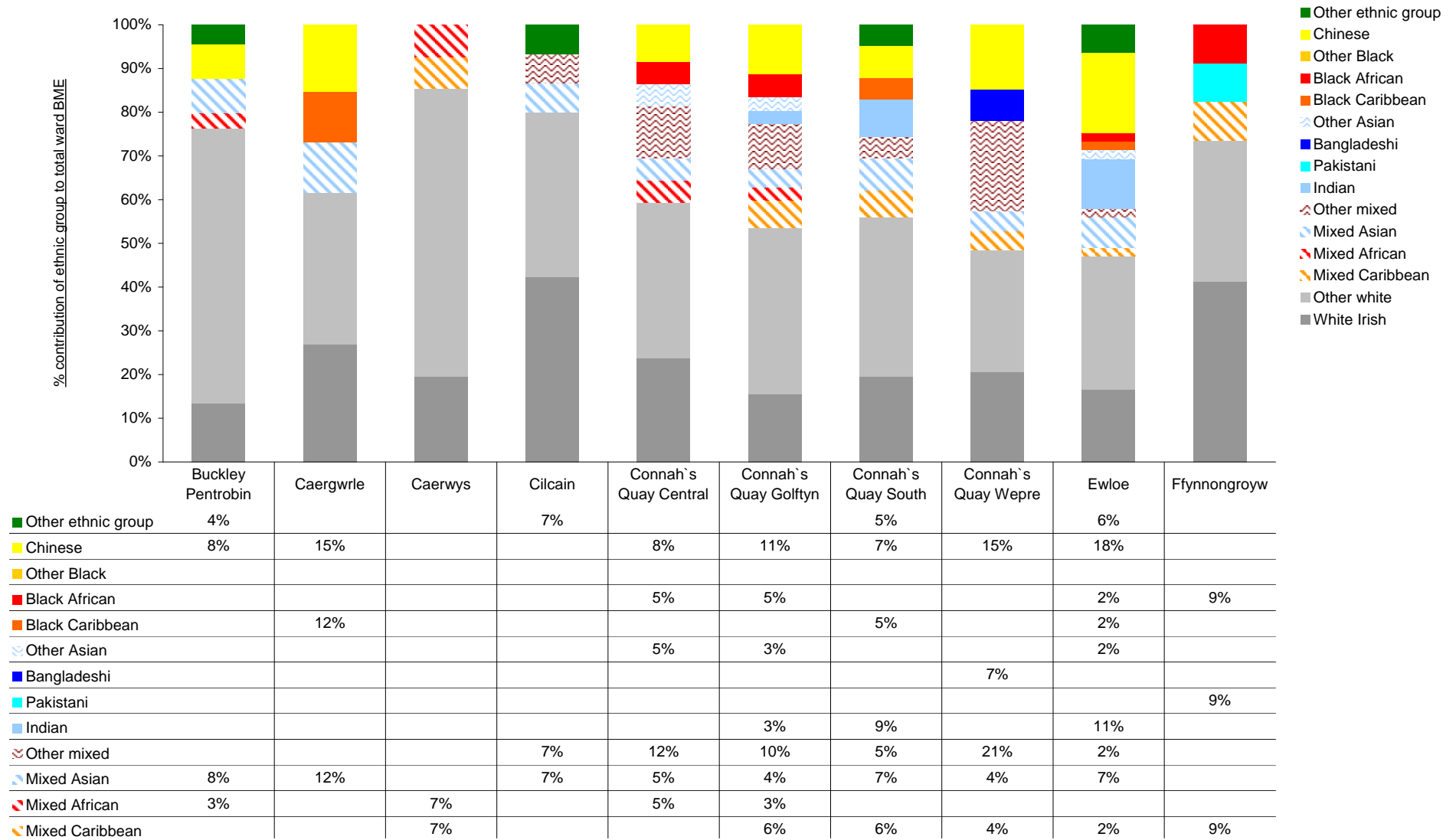
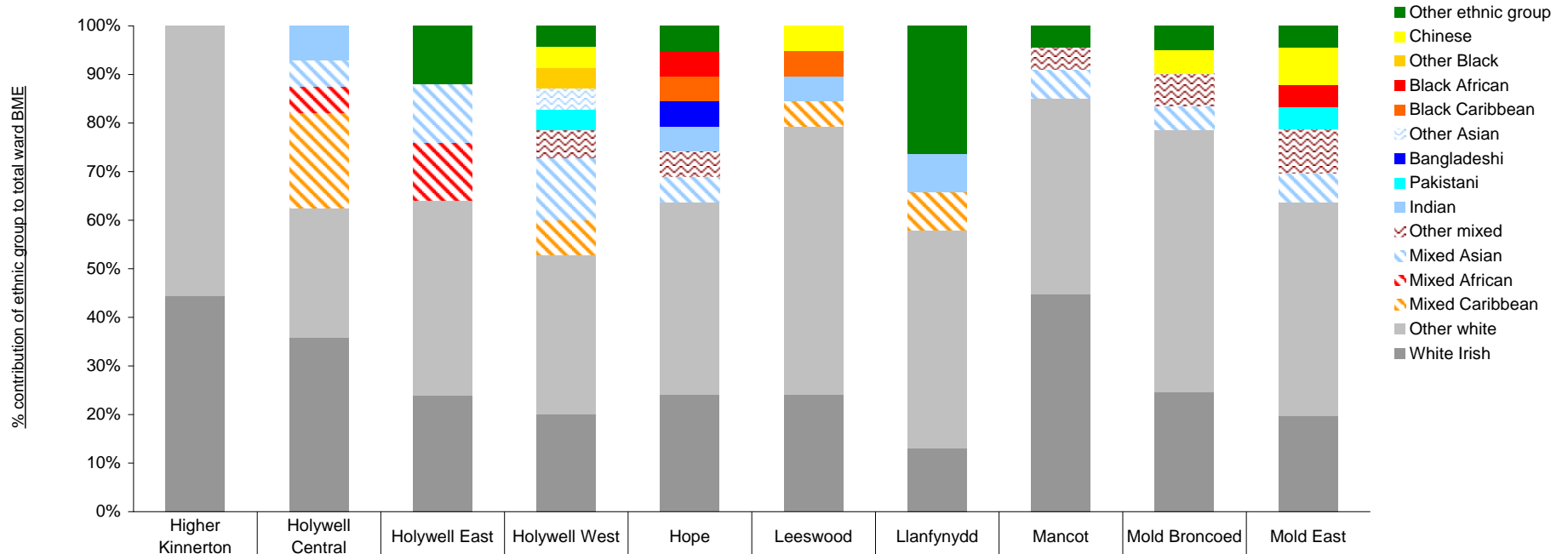


Wards Buckley Pentrobin to Ffynnongroyw

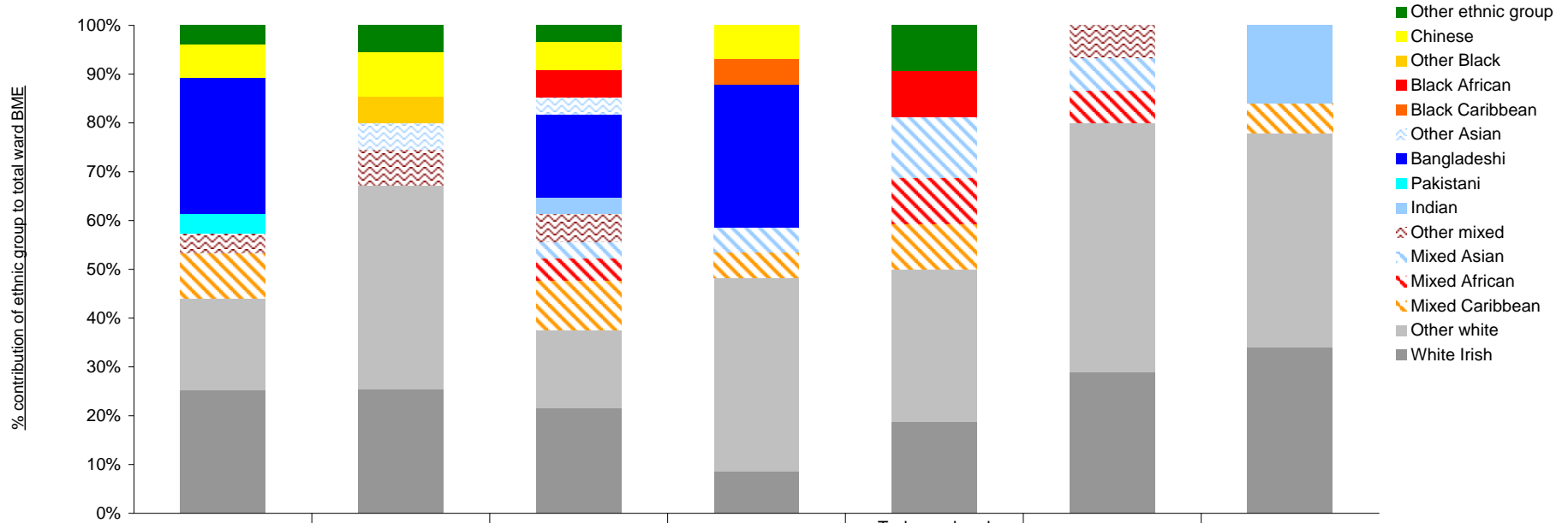


Wards Higher Kinnerton to Mold



	Higher Kinnerton	Holywell Central	Holywell East	Holywell West	Hope	Leeswood	Llanfynydd	Mancot	Mold Broncoed	Mold East
Other ethnic group			12%	4%	5%		26%	4%	5%	5%
Chinese				4%		5%			5%	8%
Other Black				4%						
Black African					5%					5%
Black Caribbean					5%	5%				
Other Asian				4%						
Bangladeshi					5%					
Pakistani				4%						5%
Indian		7%			5%	5%	8%			
Other mixed				6%	5%			4%	7%	9%
Mixed Asian		5%	12%	13%	5%			6%	5%	6%
Mixed African		5%	12%							
Mixed Caribbean		20%		7%		5%	8%			
Other white	44%	27%	40%	33%	40%	54%	45%	40%	53%	44%
White Irish	44%	35%	24%	20%	24%	24%	13%	44%	24%	20%

Wards Sealand to Whitford



	Sealand	Shotton East	Shotton Higher	Shotton West	Trelawnyd and Gwaenysgor	Treuddyn	Whitford
Other ethnic group	4%	5%	3%		9%		
Chinese	7%	9%	6%	7%			
Other Black		5%					
Black African			6%		9%		
Black Caribbean				5%			
Other Asian		5%	3%				
Bangladeshi	28%		17%	29%			
Pakistani	4%						
Indian			3%				16%
Other mixed	4%	7%	6%			7%	
Mixed Asian			3%	5%	13%	7%	
Mixed African			5%		9%	7%	
Mixed Caribbean	9%		10%	5%	9%		6%